


Library & Information Technician Orientation



9am - 10:00am



- o Introductions
- o Program of study
- o Technology 101
- o Guests
- o Form a queue...
- o Barbeque @ 11:30 in the South Village Courtyard

Anne Donellan, BA, MA, MLS

- o Professor, School of Business, IT and Management, Durham College
- o Manager, Technical Services/Collections - Oshawa Public Library
- o Deputy Chief Executive Officer - Peterborough Public Library
- o Technical Services Librarian - Peterborough Public Library
- o Librarian II/Reference and Cataloguing - Thomas Fisher Rare Book Library, University of Toronto
- o Librarian II/Reference and Cataloguing - E.J. Pratt Library, Victoria University, Toronto
- o Cataloguer - Library, Ontario Ministry of Agriculture and Food
- o Instructor - Library and Information Techniques Program, Faculty of Continuing Education and Training, Seneca College
- o Teaching Assistant - Dept. of English, University of Western Ontario
- o Teaching Assistant - Dept. of English, Trent University

Sue Pratt, BA, MLIS

- Coordinator and Professor, School of Business, IT and Management, Durham College
- Education Librarian, Durham College/UOIT
- CEO/Branch Head, Brock Township Public Library
- Media Librarian, Durham District School Board


Second-year students



Guests

- Judy Spring – dean, School of Business, IT and Management
- Heather Dunlop – student liaison, IT programs, School of Business, IT and Management

Tell me about your classmates...



Kagan Coaching. KaganOnline.com, 2010. 8 November 2011. Web.


- o Inside/outside circles:
 - o Inside circle to introduce and tell a fact
 - o Outside circle to introduce and tell a fact
 - o Outside circle to move one to the left when instructed
 - o Repeat with next partner...sharing a NEW fact
 - o Repeat with next partner...sharing a NEW fact
- o Be prepared to share facts about your new classmates!



NAVIGATING IT TOOLS

Information on MyCampus, DC Mail and DC Connect

LEARN MORE



Visit and learn about campus services...

- o Next week in Client Services 1, you'll explore campus services like:
 - o SALS – student academic learning support
 - o Access and Support services
 - o Campus recreation and wellness services
 - o Your S.A. – Your student association
- o Get a head start on this activity! Visit these services today.

ORIENTATION 2014

Learn how to get the most from your college experience through our many orientation programs:

- Get Prepared for College Online
- Oshawa campus services open Labour Day weekend
- September Orientation

Orientation

search




DC CARES



Program guide

The Program Guide is posted on the School of Business, IT and Mngt [website](#). It includes information about:

- o Code of conduct
- o Attendance
- o Lates
- o Important dates
- o SALS
- o Access and Support Services
- o CRWC
- o Program of Study



Durham College. (2015). "Library & Information Technician Program Guide." *Durham College*. Retrieved 1 September from http://www.durhamcollege.ca/wp-content/uploads/library_tech_program_guide.pdf

Program of study

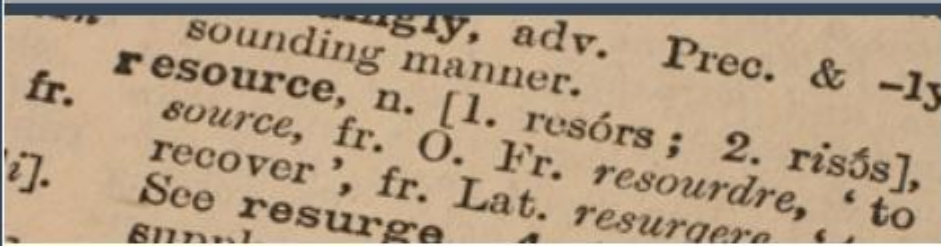
administration

technical
services

public
services

other





Resources

Resources

News Resource Centre

Feliciter

CLA Digest 2013

Resources

List of Library Associations

Position


Statements

Copyright Information

List serves

Blogs / Wikis

Home → Resources → Resources



The 2013/14 edition of Libraries Canada brings together over 7,000 listings including libraries and their branches, information resource centres, archives, library associations and learning centres. This database offers complete and comprehensive information within the library market including acquisitions budget, population served, special collections, equipment used services offered and subjects covered. Libraries Canada is available in print, online and list formats to meet your research or marketing needs.

Click Here to Learn More

Resource Centre

Teamwork and Leadership

“it’s a lot more difficult to lead a team of people who do not directly report to you and have their own agendas”



Cunningham, Leigh. (2012). “From the big smoke to the gas city: opportunities in rural librarianship.” *Feliciter*, 58(2), 52-54.

Communication skills


“I’ve been invited to present on library topics at college-wide events...”



Cunningham, Leigh. (2012). “From the big smoke to the gas city: opportunities in rural librarianship.” *Feliciter*, 58(2), 52-54.

Problem solving and critical thinking

“I soon learned, however, that a prescriptive approach was not well suited to this sort of outreach.”



Rovito, Jessica. (2012). “Crossing the threshold into the private space: The TD Summer Reading Club outreach to shelters project.” *Feliciter*, 58(2), 59-61.

Professionalism

“as a manager, the hallmarks of professionalism I look for include respect for others, a constructive process of gaining knowledge and challenging assumptions, an appropriate approach and appearance for the task at hand, and knowing when and how to prioritize work.”



Belanger, Annie and McNeil, Rachel. (2012). “Getting there from here: co-op as a growth opportunity.” *Feliciter*, 58(2), 78-79.

Technology skills

“...employers and educators are beginning to presume that technology-related skills have been acquired.”; ...”to make our environment one where they can admit to their knowledge gaps.”



Belanger, Annie and McNeil, Rachel. (2012). “Getting there from here: co-op as a growth opportunity.” *Feliciter*, 58(2), 78-79.

Technology 101

- Fix it TODAY...ignorance is bliss, but it's not an acceptable excuse for incomplete or missed work

Second-year student panel



Second year announcements:



Panel questions

- o ONE (and I mean ONE) piece of ACADEMIC advice for first semester
- o When THIS happens, THIS is what you can (or should) do:
- o ONE (and I mean ONE) piece of SOCIAL or personal advice for not just getting through but having an amazing experience at Durham College is...

Form a queue...

o ABCs...



Success matters

- o Bring your textbooks to class
- o Bring your course subject outlines to class
(they are available in MyCampus)
- o Attend class!

